

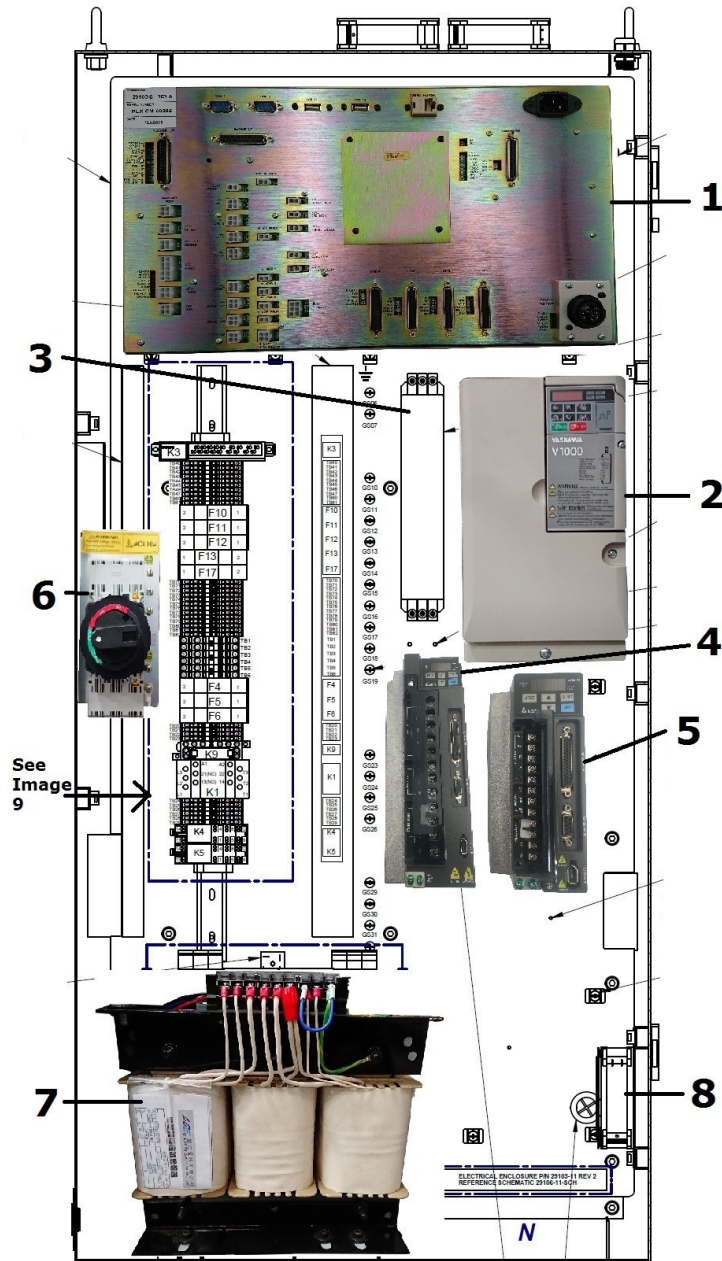
RLX 555

Parts Guide



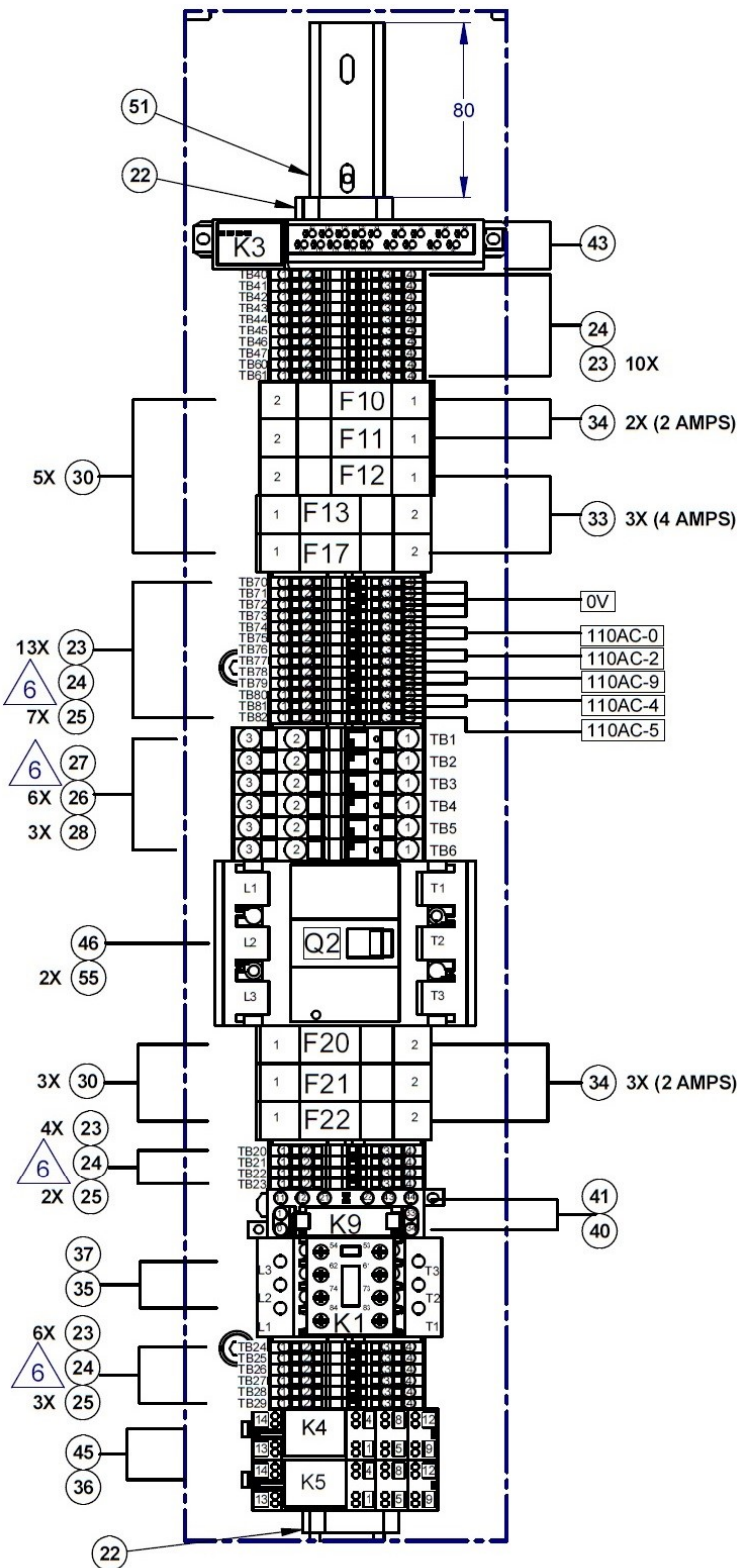
<u>Category</u>	<u>Page Number</u>
Electrical Cabinet	2-3
Motor's, Cable's & Drives	4-5
Switches & Buttons	5-6
Pumps	6
Handwheel & Jog Stick	6-7
Pendant & module	7
Other Electrical Parts	7-8
Pneumatic & Coolant	9
Main Door & Windows	9-10
Belt's	10
Drag Chain & Wipers	11
Chucks	11
Steady Options	12
Tool post & holder	12
Drilling Attachment	13

Electrical Cabinet Layout











Item	Description	XYZ Part Number
1	Computer module	17404
2	Inverter	8427
3	Filter	11152
4	Delta Drive X Axis	17611 RLX 555 1m 17612 RLX 555 1.75m
5	Delta Drive Z Axis	17612 RLX 555 1m 17622 RLX 555 1.75
6	Isolator Door Switch	15833
7	Transformer	17231
8	Door Fan	14128
9	Cabinet Connector	2 See Image 9

Image 9




<u>Item Number</u>	<u>Description</u>	<u>XYZ Part Number</u>
22	Terminal Block End Cap	10376
23	Terminal Block Din Rail 20A	15168
24	Terminal Block Cover 20A	15167
25	Terminal Block Jumper 20A	15166
26	Terminal Block Din Rail 3 Pos 55A	17700
27	Terminal Block End Cover	17705
28	Terminal Block Jumper 41A	17260
30	Fuse Holder 32A	3750
32	Fuse 10 x 38mm 16 Amp	3147
33	Fuse 10 x 38mm 4 Amp	6622
34	Fuse 10 x 38mm 2 Amp	6616
35	Contactor Relay 24v DC 25A	18481
36	Relay Socket 2 Pole Push Fit	16271
37	Contactor 3NO/1NC	11028
40	Omron Safety Relay 24VDC 6A	13767
41	Omron Socket Din Rail 4 Pole	13768
43	Omron Safety Relay 401 24V DC	15052
45	Omron Relay 2P 24VDC	16270
46	Breaker 32A	11665
51	Din Rail 800mm	1655
55	Cover-Breaker	17685

Motor's, Cable's & Drives

<u>Description</u>	<u>XYZ Part Number</u>	
X Axis Motor	13639	
Z Axis Motor	1m—17647 1.75m—17661	
X Axis Drive	1m—17611 1.75m—17612	
Z Axis Drive	1m—17621 1.75—17622	
X Axis Motor Encoder Cable	17417	
X Axis Motor Power Cable	17416	
Z Axis Motor Encoder Cable	17186	
Z Axis Motor Power Cable	17418	



Motor's, Cable's & Drives

<u>Description</u>	<u>XYZ Part Number</u>	<u>Image</u>
Main Spindle Motor	9563	



Switches & Buttons

<u>Description</u>	<u>XYZ Part Number</u>	<u>Image</u>
E-Stop Button	3132	
Main Door / Belt Inspection Door Switch	3219	
Chuck Guard Switch	3351	
Limit Switch Fits Both X Or Z	16402	
Apron Cycle Start Button	15008	



Switches & Buttons

<u>Description</u>	<u>XYZ Part Number</u>	
Door Isolator Switch	14685	
Gear Selector Sensor Switches	7923	


Pump's

<u>Description</u>	<u>XYZ Part Number</u>	
Coolant Pump 110V 6" Pick Up	1825	
AutoLube Pump 110V YET-F1	10637	



Handwheel's & Jog Stick

<u>Description</u>	<u>XYZ Part Number</u>	
Safety Jog Stick	15012	
X Axis Handwheel	465	



Handwheel's & Jog Stick

<u>Description</u>	<u>XYZ Part Number</u>	<u>Image</u>
Z Axis Handwheel	6932	

Pendant & Module

<u>Description</u>	<u>XYZ Part Number</u>	<u>Image</u>
RLX Pendant	17394	
Computer Module	17404	





Other Electrical Parts

<u>Description</u>	<u>XYZ Part Number</u>	<u>Image</u>
Inverter 11KW	18758	
Main Transformer	17231	


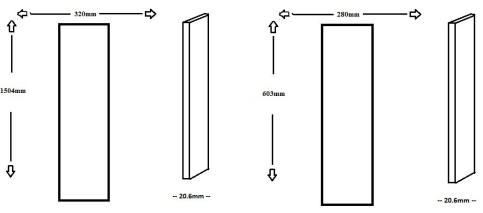

Other Electrical Parts

<u>Description</u>	<u>XYZ Part Number</u>	<u>Image</u>
Brake Resistor	5967	
Spindle Encoder	17253	
Work Lamp 24V	17367	
Work Light	15823	
Spindle Motor Fan	6439	
Electronic Handwheel & Apron Jog Stick Cable	460	



Pneumatic & Coolant

<u>Description</u>	<u>XYZ Part Number</u>	<u>Image</u>
Air Regulator Unit	4915	
Tailstock Assembly Air Pipe	2196	
Coolant Nozzle Assembly	12585	
Armoured Coolant Pipe 180" & 220"	1m—4729 1.75—8652	





Main Door & Window's

<u>Description</u>	<u>XYZ Part Number</u>	<u>Image</u>
Door Spring	1m—10114 1.75—10115	
Main Windows	1m & 1.75—15032 1.75 (Right) —15033	
Window Silicon	11661	



Main Door & Windows

<u>Description</u>	<u>XYZ Part Number</u>	
Perspex Panel Tailstock End 470 x 332mm	14539	
Perspex Panel Auto Lube Pump	16711	



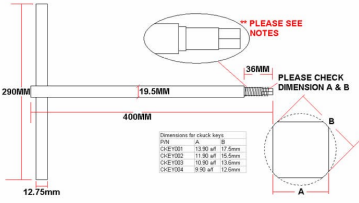

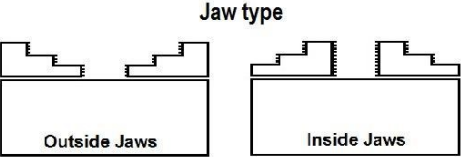
Belt's

<u>Description</u>	<u>XYZ Part Number</u>	
X Axis Belt	778	
Z Axis Belt	1m—17116 1.75m—17421	
Spindle Encoder Belt	10353	
Spindle Belt Set	10368 or v9493	



Drag chain & Wipers

<u>Description</u>	<u>XYZ Part Number</u>	
Z Axis Chain	1m—17543 1.75—17545	
Wiper Kit	10755	






Chuck's

<u>Description</u>	<u>XYZ Part Number</u>	
Standard 315mm Scroll 3 Jaw Chuck Supplied With The Machine	2682	
315mm chuck guard	10645	
Chuck key	4462	
Soft jaws to suit 315mm chuck	2698	
Hard inside & outside jaws to suit 315mm chuck (set of three)	Inside—10978 Outside—9490	

Steady Options

<u>Description</u>	<u>XYZ Part Number</u>	
Fixed Steady 35mm-160mm Or	8453 Or	
Fixed Steady 160mm-245mm	8454	
Travelling Steady 15-85mm	8455	

Tool Post & Holders

<u>Description</u>	<u>XYZ Part Number</u>	
T3 Quick Change Tool Post Set	4928	
T3 Standard Holder	4930	
T3 Vee Holder	3870	
T3 Morse Holder	4940	
T3 Plain Bore 40mm Holder	3870	

Drilling Attachment's

<u>Description</u>	<u>XYZ Part Number</u>	
Drilling Attachment 40mm Bore	10482	